

- 440Vac 48
- THD 10%
- 92.5%
- : 4kV 6kV
-
- Class I
- &
- IP66/IP67
- 5



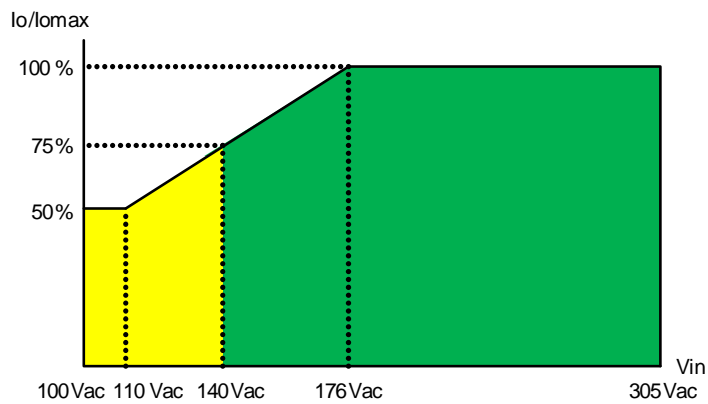
EDC-150S105SV-000x

150W IP66/IP67

140-305 Vac

(mA)	(Vdc)	(W)	(1)	(1)	(2)(3)(4)
700	107-214	150	92.0%	0.96	EDC-150S105SV-0007
860	97-174	150	92.5%	0.96	EDC-150S105SV-0004
1050	97-143	150	91.5%	0.96	EDC-150S105SV

- 1 220 Vac 100%
- 2 : 220-240Vac
- 3 100-305Vac 100-140Vac
- 4 BIS BIS

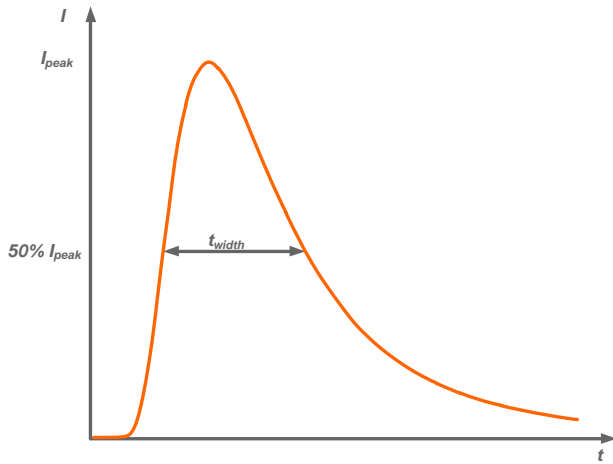


(L x W x H) (L x W x H)	6.54 x 2.36 x 1.44 166 x 60 x 36.5			7.20 x 2.36 x 1.44 183 x 60 x 36.5
	-	680 g	-	

CE	EN 61347-1, EN 61347-2-13
BIS	IS 15885(PART2/SEC13)
KS	KS C 7655
EMI	
EN IEC 55015 ⁽¹⁾	Conducted emission Test & Radiated emission Test
EN IEC 61000-3-2	Harmonic current emissions
EN 61000-3-3	Voltage fluctuations & flicker
EMS	
EN 61000-4-2	Electrostatic Discharge (ESD): 8 kV air discharge, 4 kV contact discharge
EN 61000-4-3	Radio-Frequency Electromagnetic Field Susceptibility Test-RS
EN 61000-4-4	Electrical Fast Transient / Burst-EFT
EN 61000-4-5	Surge Immunity Test: AC Power Line: Differential Mode 4 kV, Common Mode 6 kV
EN 61000-4-6	Conducted Radio Frequency Disturbances Test-CS
EN 61000-4-8	Power Frequency Magnetic Field Test
EN 61000-4-11	Voltage Dips
EN 61547	Electromagnetic Immunity Requirements Applies To Lighting Equipment

1 EMI

() EMI



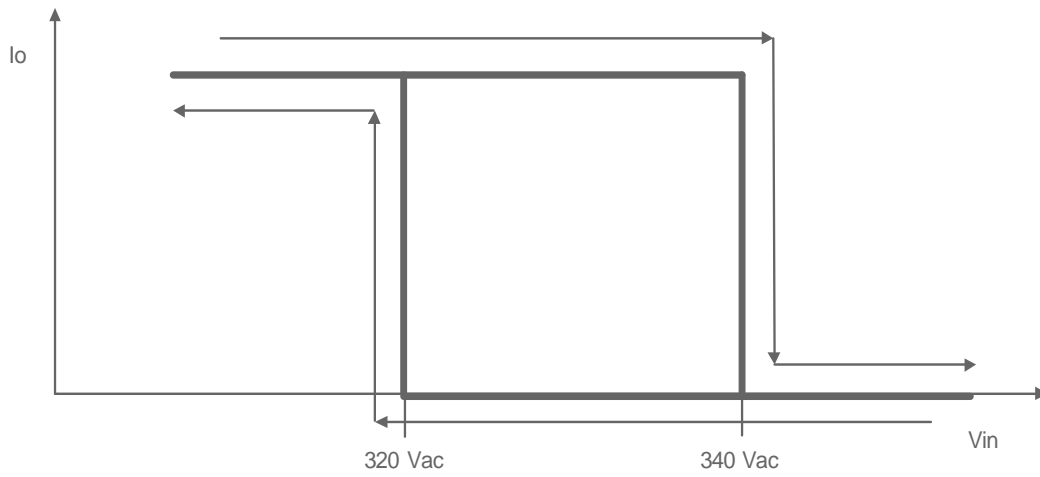
EDC-150S105SV($I_o=1050mA$)

EDC-150S105SV-0004($I_o=860mA$)

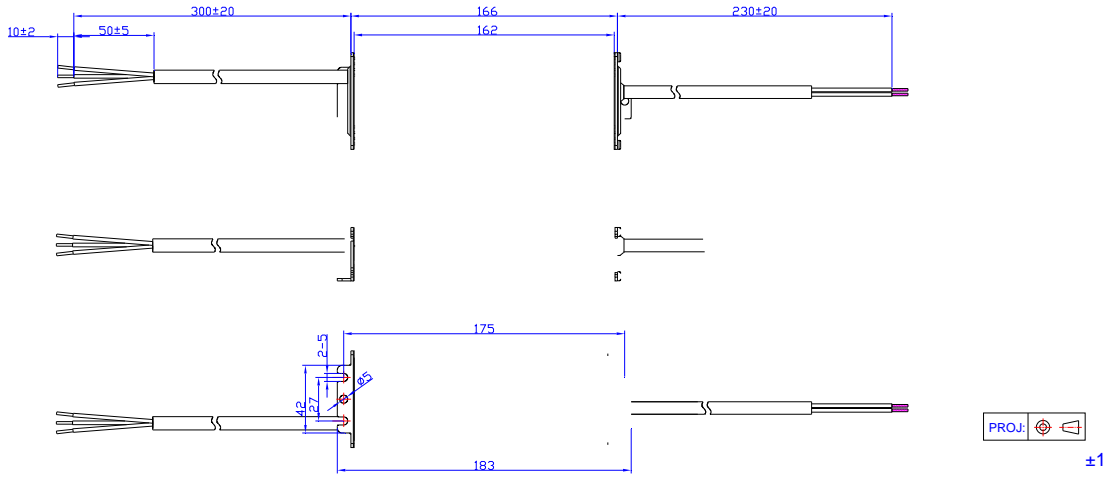
105SV-0007(Io=700mA)

The table contains multiple rows and columns of data, but the content is largely obscured by a dark grey vertical bar on the left side of the page. Only the grid lines are clearly visible.

100V						
		320 Vac	340 Vac	360 Vac		
		300 Vac	320 Vac	340 Vac		
		-	-	440 Vac	440Vac	48



EDC-150S105SV-000x





2017-03-03	A		/	/
			/	

2021-01-05 B